

# Reports



- [Accounting Reports](#)

# Accounting Reports

SMURPS provides a variety of reports to monitor financial health and ensure that your books remain accurate. The most common reports are summarised below.



## General Ledger

The **General Ledger** report lists every transaction posted to each account and shows opening, debit, credit and balance columns. You can filter by account, date range, cost center or project.

 > Accounting Search or type a command (⌘ + G) | Help 

### General Ledger Actions

**STRELLA CONSULTI** Finance Book 01-04-2025 05-12-2025 Account Voucher No

Against Voucher No Customer ABC Company Sdn Bhd Group by Voucher  Currency  Cost Center

Project  Consider Accounting Dimensions  Show Opening Entries  Include Default FB Entries  Show Cancelled Entries  Show Net Values in Party Account

Add Columns in Transaction Currency  Show Remarks  Ignore Exchange Rate Revaluation Journals  Ignore System Generated Credit / Debit Notes

Posting D...	Account	Debit (MYR)	Credit (MYR)	Balance (MYR)	Voucher Type	Voucher Subtype
1	Opening	261,657,352.650	2,668,627.480	258,988,725.170		
2	01-05-20... 1310 - Debtors - SM...	136.370	0.000	258,988,861.540	Sales Invoice	Sales Invoice
3	21-05-20... 1310 - Debtors - SM...	50.000	0.000	258,988,911.540	Sales Invoice	Sales Invoice
4	29-05-20... 1310 - Debtors - SM...	0.000	100.000	258,988,811.540	Payment Entry	Receive
5	29-05-20... 1310 - Debtors - SM...	50.000	50.000	258,988,811.540	Journal Entry	Credit Note
6	Total	236.370	150.000	86.370		
7	Closing (Opening + Tot...	261,657,589.020	2,668,777.480	258,988,811.540		

For comparison, use >5, <10 or =324. For ranges, use 5:10 (for values between 5 & 10). Execution Time: 0.099827 sec

## Accounts Receivable / Payable

The **Accounts Receivable** report shows outstanding sales invoices and the amounts owed by each customer. The **Accounts Payable** report lists outstanding purchase invoices and amounts due to suppliers. Both reports help manage collections and payments.

Accounts Receivable

Accounts Receivable Summary Actions

Group By Customer
  Based On Payment Terms
  Show Future Payments
  Show Linked Delivery Notes

Show Sales Person
  Show Remarks
  Revaluation Journals
  Group by Voucher
  In Party Currency



Posting ...	Party Type	Party	Receivable Account	Customer C...	Cost Center	Voucher Type	Voucher No	Due Date	Invoiced Am...	Paid Amount
1	07-09-2...	Customer	Nebula Systems Sdn B...	1310 - Debtors - SCSB		Sales Invoice	ACC-SINV-2022-00...	07-09-2...	RM 1,060,000.0	RM 0.00
2	12-10-2...	Customer	Aeon Big Sdn Bhd	1310 - Debtors - SCSB	Aeon Big Sdn ...	Sales Invoice	ACC-SINV-2022-00...	12-10-2...	RM 2,120.00	RM 0.00
3	24-10-2...	Customer	Aeon Big Sdn Bhd	1310 - Debtors - SCSB	Aeon Big Sdn ...	Sales Invoice	ACC-SINV-2022-00...	24-10-2...	RM 2,120.00	RM 0.00
4	24-10-2...	Customer	Aeon Big Sdn Bhd	1310 - Debtors - SCSB	Aeon Big Sdn ...	Payment Entry	ACC-PAY-2022-000...		RM 0.00	RM 2,000.00
5	24-10-2...	Customer	Aeon Big Sdn Bhd	1310 - Debtors - SCSB	Aeon Big Sdn ...	Sales Invoice	ACC-SINV-2022-00...	24-10-2...	RM 106.00	RM 0.00
6	03-11-2...	Customer	Nebula Systems Sdn B...	1310 - Debtors - SCSB		Sales Invoice	ACC-SINV-2022-00...	03-11-2...	RM 2,120.00	RM 0.00

# Trial Balance

The **Trial Balance** summarises the opening balance, total debits, total credits and closing balance of each account. It verifies that total debits equal total credits and assists in locating discrepancies.

Trial Balance

Actions

STRELLA CONSULTING		2025	01-01-2025	31-12-2025	Cost Center	Project	
Finance Book		Currency	<input checked="" type="checkbox"/> With Period Closing Entry For Opening Balances	<input checked="" type="checkbox"/> Period Closing Entry For Current Period	<input type="checkbox"/> Show zero values	<input type="checkbox"/> Show unclosed fiscal year's P&L balances	
<input checked="" type="checkbox"/> Include Default FB Entries	Show net values in opening and closing columns						
	Account	Opening (Dr)	Opening (Cr)	Debit	Credit	Closing (Dr)	Closing (Cr)
1	1000 - Application of Funds (Assets)	RM 140,601.00	RM 0.00	RM 387,612,35	RM 55,019,901.	RM 332,733,04	RM 0.00
2	1100-1600 - Current Assets	RM 140,601.00	RM 0.00	RM 387,612,35	RM 55,019,901.	RM 332,733,04	RM 0.00
3	1100 - Cash In Hand	RM 0.00	RM 0.00	RM 140.31	RM 0.00	RM 140.31	RM 0.00
4	1110 - Cash	RM 0.00	RM 0.00	RM 140.31	RM 0.00	RM 140.31	RM 0.00
5	1111 - Other Debtors	RM 0.00	RM 333.26	RM 7,438.51	RM 3,947.71	RM 3,157.54	RM 0.00
6	1200 - Bank Accounts	RM 333.26	RM 0.00	RM 639.12	RM 330.29	RM 642.09	RM 0.00
7	Bank Account	RM 333.26	RM 0.00	RM 639.12	RM 330.29	RM 642.09	RM 0.00
8	1300 - Accounts Receivable	RM 140,601.00	RM 0.00	RM 387,603,06	RM 55,015,623.	RM 332,728,04	RM 0.00
9	1310 - Debtors	RM 140,601.00	RM 0.00	RM 387,603,06	RM 55,015,623.	RM 332,728,04	RM 0.00
10	1400 - Stock Assets	RM 0.00	RM 0.00	RM 1,066.00	RM 0.00	RM 1,066.00	RM 0.00
11	1410 - Stock In Hand	RM 0.00	RM 0.00	RM 1,066.00	RM 0.00	RM 1,066.00	RM 0.00

# Balance Sheet

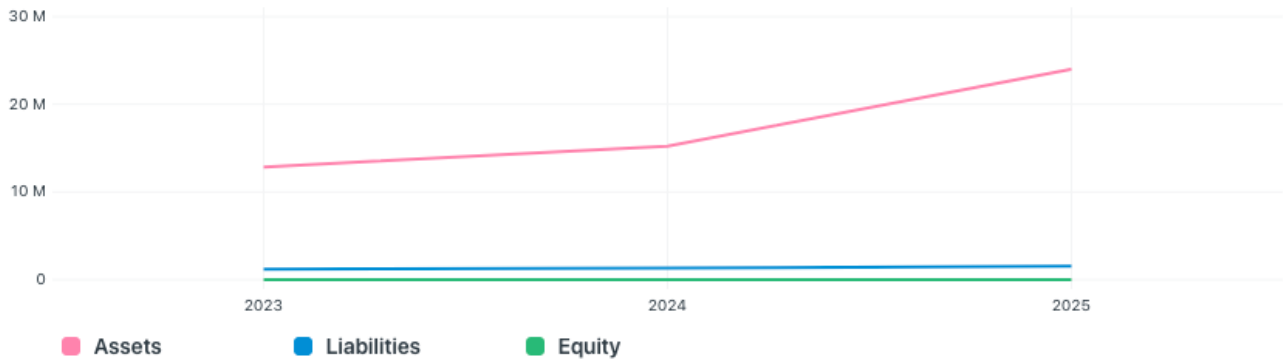
The **Balance Sheet** report presents the company's assets, liabilities and equity at a specific date. Assets should equal the sum of liabilities and equity. Use this report to evaluate your financial position and solvency.

## Balance Sheet

Financial Statements Actions

Stella Consulting Finance Book Fiscal Year 2023 2025 Yearly  
 Currency Cost Center Project Report View  
 Accumulated Values  Include Default FB Entries

Total Asset **RM 24,009,521.12**      Total Liability **RM 1,544,315.94**      Total Equity **RM 100.00**  
 Provisional Profit / Loss (Credit)  
**RM 22,465,105.18**



Account	2023	2024	2025
1000 - Application of Funds (Assets)	RM 12,844,242.61	RM 15,218,762.18	RM 24,009,521.12
1100-1600 - Current Assets	RM 12,847,047.13	RM 15,225,136.60	RM 24,018,440.96
1100 - Cash In Hand	RM 17,107.20	RM 17,607.20	RM 27,580.01
1110 - Cash	RM 17,107.20	RM 17,607.20	RM 27,580.01
1200 - Bank Accounts	RM -21,640.20	RM -18,691.32	RM -2,811.32
1200/100 - Maybank USD	RM -2,593.20	RM 2,415.68	RM 2,415.68

# Profit and Loss Statement

The **Profit and Loss Statement** shows income and expenses for a chosen period and calculates the net profit or loss. Reviewing this report regularly helps assess business performance.

**Profit and Loss Statement**

Financial Statements Actions

STRELLA CONSULTIN Finance Book Fiscal Year 2024 2025 Yearly  
 Currency Cost Center Project Report View  Accumulated Values  Include Default FB Entries

Total Income **RM 304,879,402.01** - Total Expense **RM 69,283,670.86** = Net Profit **RM 235,595,731.15**



Account	2024	2025
1 <b>4000 - Income</b>	<b>RM 132,732.62</b>	<b>RM 304,879,402.01</b>
2 4100 - Direct Income	RM 132,732.62	RM 304,879,402.01
3 4110 - Sales	RM 132,732.62	RM 305,177,777.65
4 4121 - DISCOUNT ALLOWED	RM 0.00	RM -298,375.64
5 <b>Total Income (Credit)</b>	<b>RM 132,732.62</b>	<b>RM 304,879,402.01</b>
6	<b>RM 0.00</b>	<b>RM 0.00</b>
7 <b>5000 - Expenses</b>	<b>RM 12.56</b>	<b>RM 69,283,670.86</b>
8 5100 - Direct Expenses	RM 12.00	RM 62,621,544.14

Additional reports such as the **Cash Flow Statement** and **Consolidated Financial Statements** are also available. These reports provide deeper insights into cash movements and group company finances.